

# Pinout: Cable Assembly for Wavelet Ex

For technical support, contact:

[support@ayyeka.com](mailto:support@ayyeka.com)

+1 310 876 8040 (US)

+1 437 887 9115 (CA)

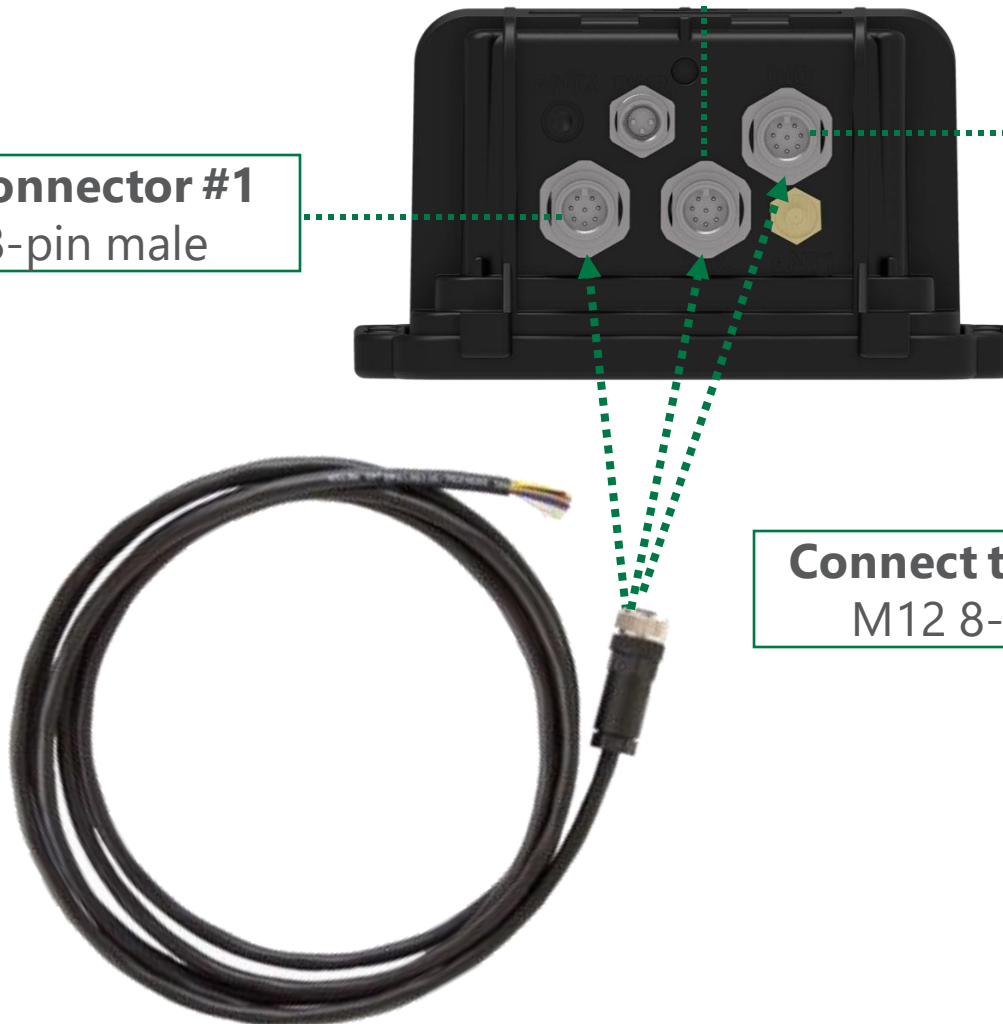
+972 2 624 3732 (EMEA)

**Panel connector #2**  
M12 8-pin male

**Panel connector #3**  
M12 8-pin male

**Panel connector #1**  
M12 8-pin male

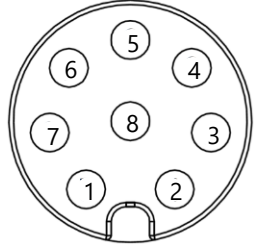

**Connect to Wavelet Ex**  
M12 8-pin female



April 7, 2021

# Pinout: Cable Assembly for Wavelet Ex

## WA3888-xx

Connector Pin #	Color	Signal	Pin Assignment	
			Front	Back
1	White	4-20mA or 0-27.5V Input #1*		
2	Brown	PCNT_0 – pulse counting, edge, periodic, output Dry contact, open drain, 0V or 2.8V (max)*		
3	Green	RS485 A		
4	Yellow	Wavelet 12V Power Supply #1 (+)*		
5	Gray	RS485 B		
6	Pink	RS232 RX		
7	Blue	RS232 TX		
8	Red	GND		

**\*Please note that I/O type depends on the port number used on the Wavelet Ex; refer to pinout for WA3888-xx**

Note: xx represents the different models for US, EU, and SA